


How to Sign Up for Parish Giving

On the **Saint Joseph Church** Parish Giving landing page, click the **Create New Account** button.

1 **Returning User Login**

Username*

Password* 

[Forgot username or password?](#)
[New Parishioner? Click here to sign up!](#)

Create New Account **Log In**

- or -

Give As Guest

Fill out all of the required user information fields and click the **Save** button.



2

User Information

Prefix First Name* Middle Name Last Name* Suffix

Email* Phone Number
(mobile number required to use text-to-give)

Use my Email as my User name

Username* Password*  Confirm Password* 

Envelope Number

Receive e-mail notifications

Address Information

Address*

City* State* Zip code*

by checking this box I agree to Parish Giving's Terms & Conditions

Save

Enter your billing information and click the **Save Changes** button.

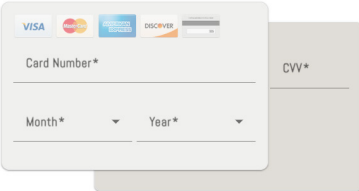
3

My Credit Card Expand to Edit

Billing Account Nickname (?)* Bank Transfer Credit/Debit Card

Card Type*

Card Information



Card Number* CVV*

Month* Year*


Name on Card*

Same as Mailing Address

Street Address*

City* State* Zip*

Save Changes

4 **Scheduled Contributions** 

No schedules found

Schedule New Contribution

Click on the **Schedule New Contribution** button to set up your contribution schedule and start giving through Parish Giving to **Saint Joseph Church**

